


Bucky, Your Science Buddy Presents: Keeping Scientists Safe



This book belongs to _____, Scientist


Hi! I am Bucky your science buddy. Today we are going to visit a laboratory to see how scientists stay safe!




A laboratory is a special place where scientists work. Scientists make discoveries and solve mysteries.




Scientists work with things like chemicals, plants and mice, and look at little bitty germs under microscopes.



Scientists call these germs “microorganisms” because they are too small to be seen with just your eyes. We wash our hands because germs can live on them. Soap washes germs away.



Scientists need to keep germs in the laboratory, like a fence keeps your dog in the yard.



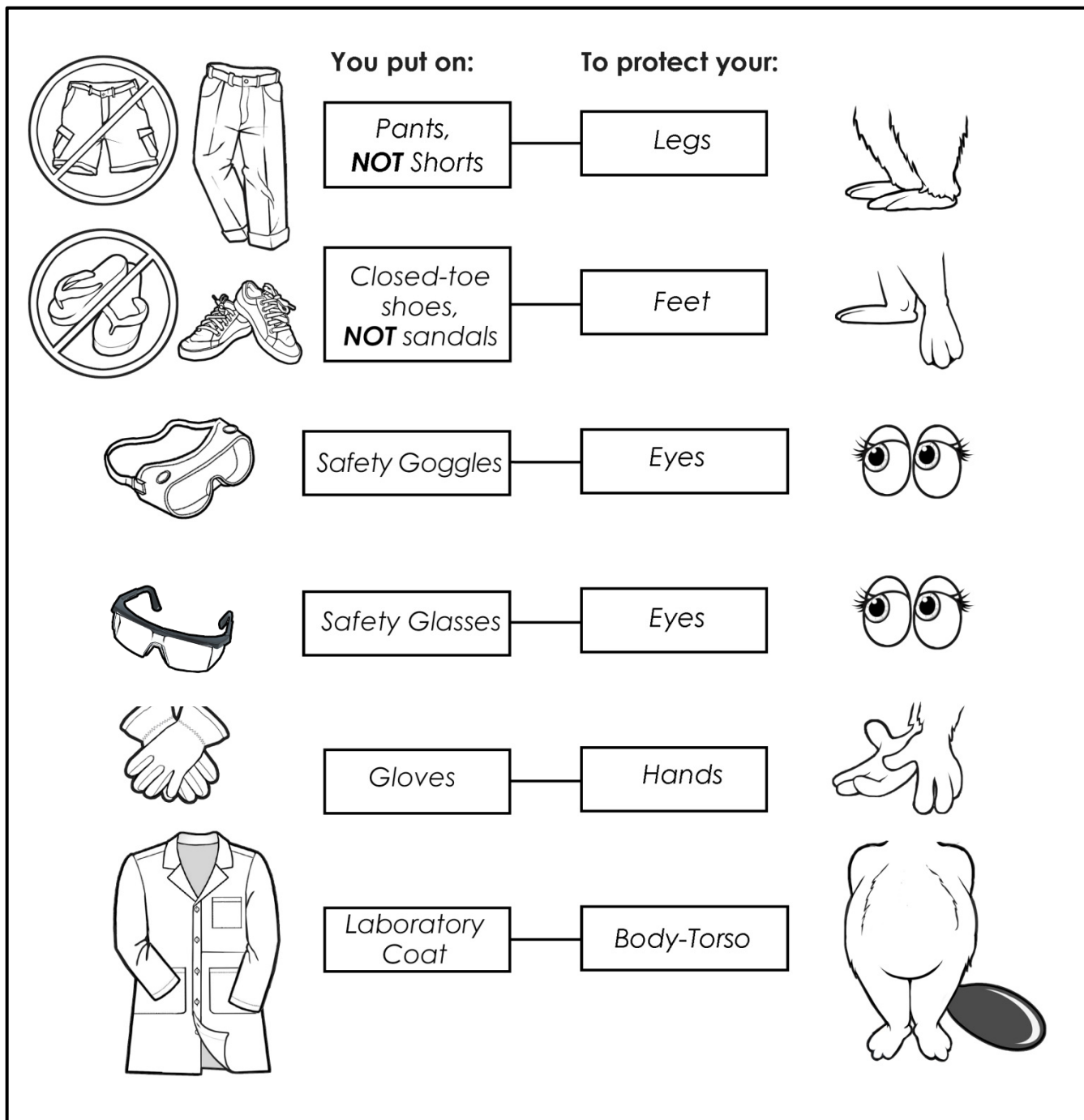
It is time to take a trip to visit a laboratory at the National Institutes of Health where the scientists work. Are you ready? Let's go and learn some more fun facts!




But Lab Door Larry says “Wait!” Before you take your tour with Bucky, you will need to dress in special clothes that will keep you safe in the laboratory.



Special clothes protect our bodies from chemicals and germs that scientists work with in the laboratory.



Now that you are dressed for safety, let's help Bucky suit up, too! Draw a line from the piece of clothing to the body part it protects.




Circle the items above that are not worn in a laboratory.

Perfect! You are right! We do not wear shorts in the laboratory and we do not wear sandals because our legs and feet need to be totally covered.



Yeah! Here we are in the laboratory! Let's see what my scientist friend Oscar is doing.

Hi Bucky!
I am looking at skin cells
with the help of this
microscope.



Say Francine...what are you doing?

I am keeping safe by working in this biosafety cabinet which uses air to keep my experiments from escaping into the room.



Hi Olivia! I can see you are working in your chemistry lab! It is good that you have your protective eyewear on!

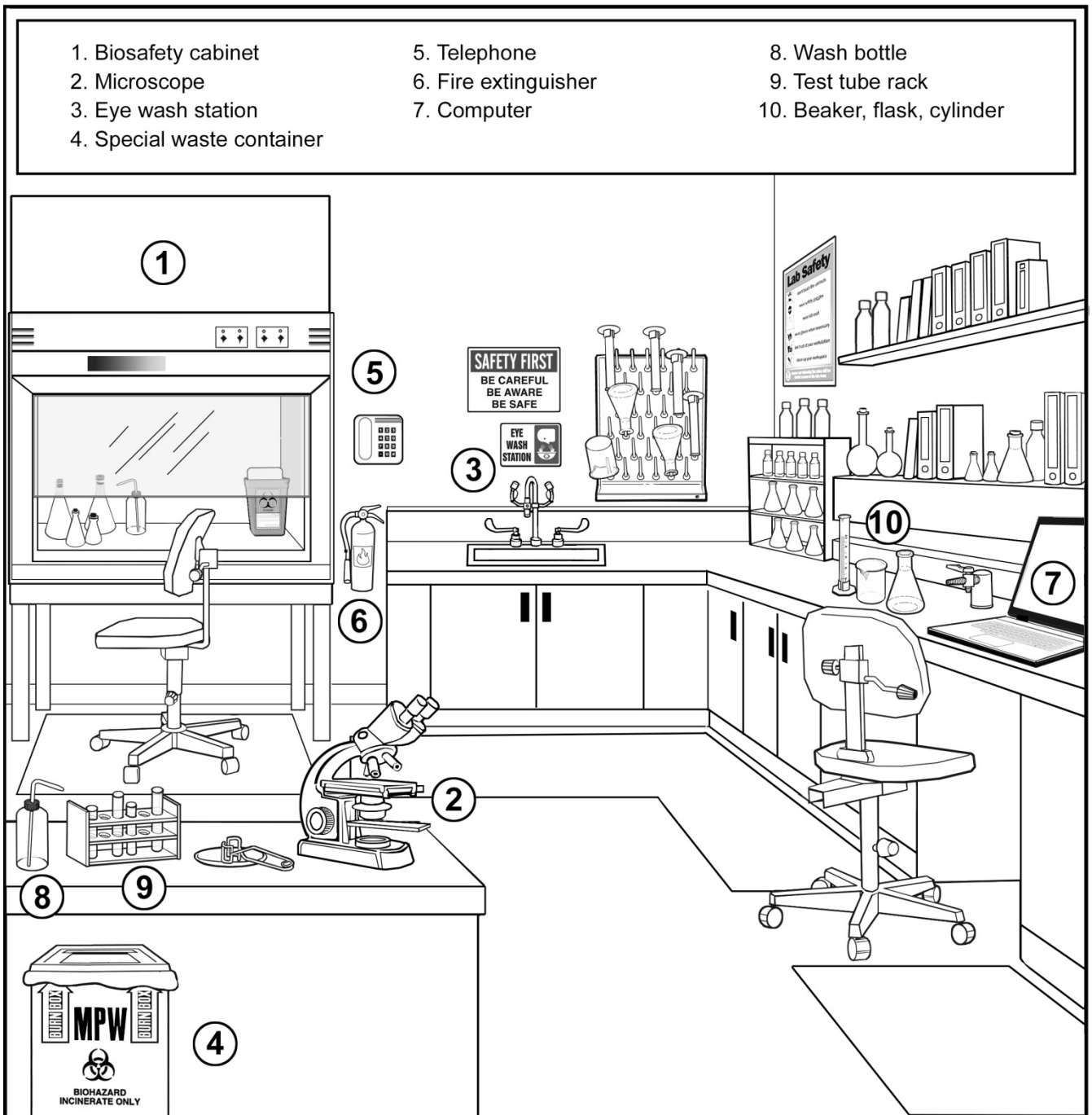


Now, let's look at some special equipment that our scientist friends use in the laboratory to help with their experiments.

1. Biosafety cabinet
2. Microscope
3. Eye wash station
4. Special waste container

5. Telephone
6. Fire extinguisher
7. Computer

8. Wash bottle
9. Test tube rack
10. Beaker, flask, cylinder

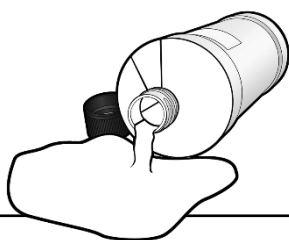


Here are some important things to remember when we are in the laboratory.



We never eat or drink in a laboratory.

Never put food or drinks in the lab refrigerator. Laboratory refrigerators are for experiments only.



We always clean up spills right away.

Do not use your cell phone in the lab.

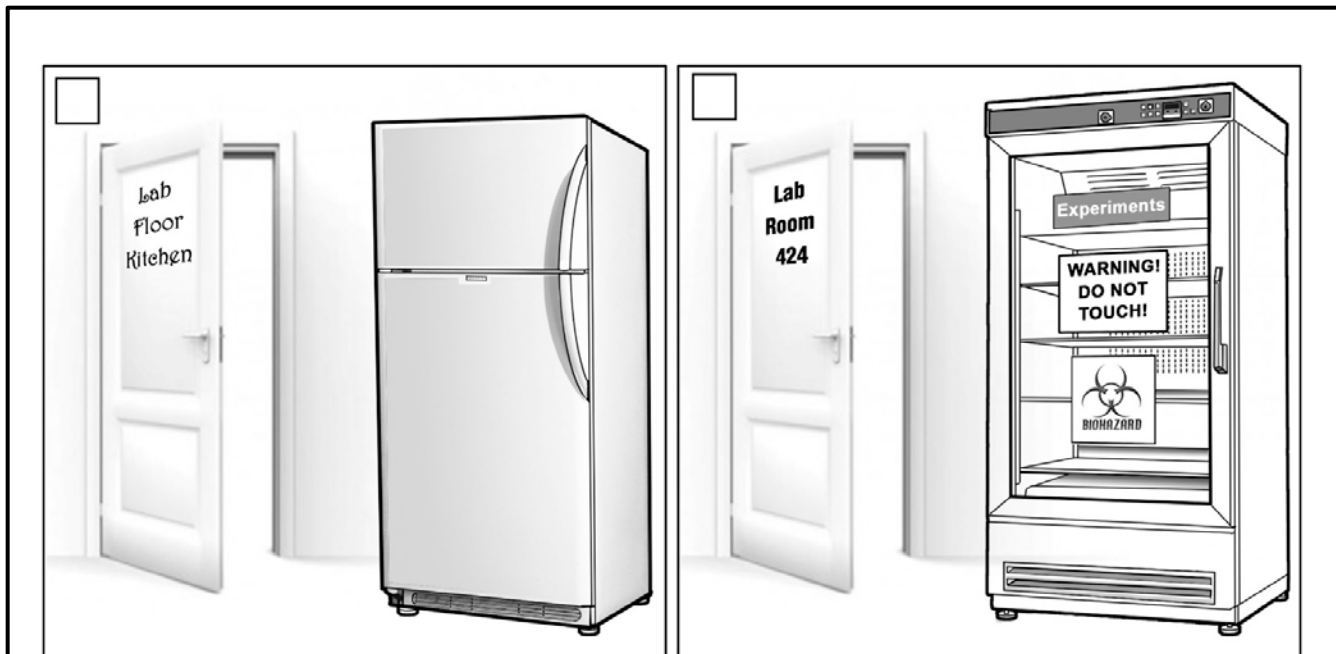


No pushing, shoving or fooling around in a laboratory.




Can you help me answer the questions below?
Put an " X " in the correct box.

Where is the best place for me to store my lunch box?




Where is the best place for me to keep my cell phone?



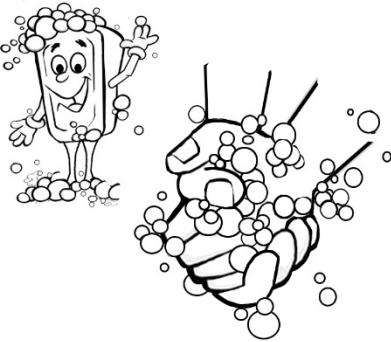
Now that we have finished our visit to the laboratory, what do we do?

We take off our gloves before we leave the laboratory and put them in a properly labeled waste container.

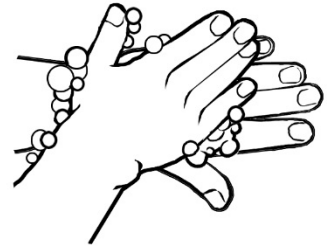


Before you leave the laboratory, there is one last item to take care of! It is **VERY IMPORTANT** that you **ALWAYS** wash your hands the right way!

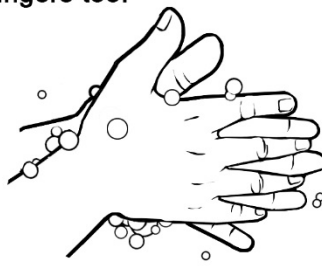
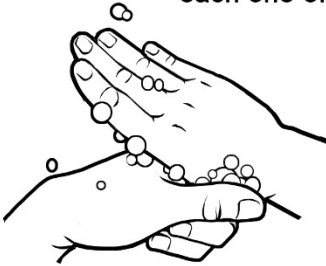
1. Wet, soap and rub your hands into a bubbly lather.



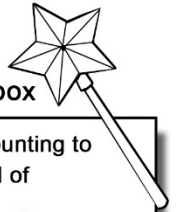
2. While you have all of those awesome soapy bubbles, rub the tops of your hands and the palms of your hands ...back and front, front and back!




3. Scrub your thumbs and in between each one of your fingers too!



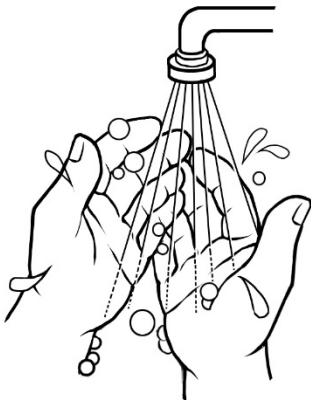
Tip box




Help the soap by counting to **20** to make sure all of the germs will be gone!



4. Rinse the soapy suds off of your hands and don't forget to dry them with a clean towel!



After we leave the laboratory, we must put our lab coat and our goggles or safety glasses in our locker in the changing room.



Now that we have had a safe day in the laboratory,
we can all go play! Thank you for spending time
with us and learning about laboratory safety.

Goodbye!



You can learn more about safety by visiting our
website at

<http://go.usa.gov/33VAz>

or call: 301-496-2960



This document is in the public domain and thus free of any copyright restrictions. As a matter of courtesy, we request that the content provider be credited and notified of any public or private usage.

The Office of Research Services (ORS)
Division of Occupational Health and Safety
Building 13, Room 3K04, 13 South Dr., MSC 5760
Bethesda, MD 20892 • (301) 496-2960



National Institutes of Health

